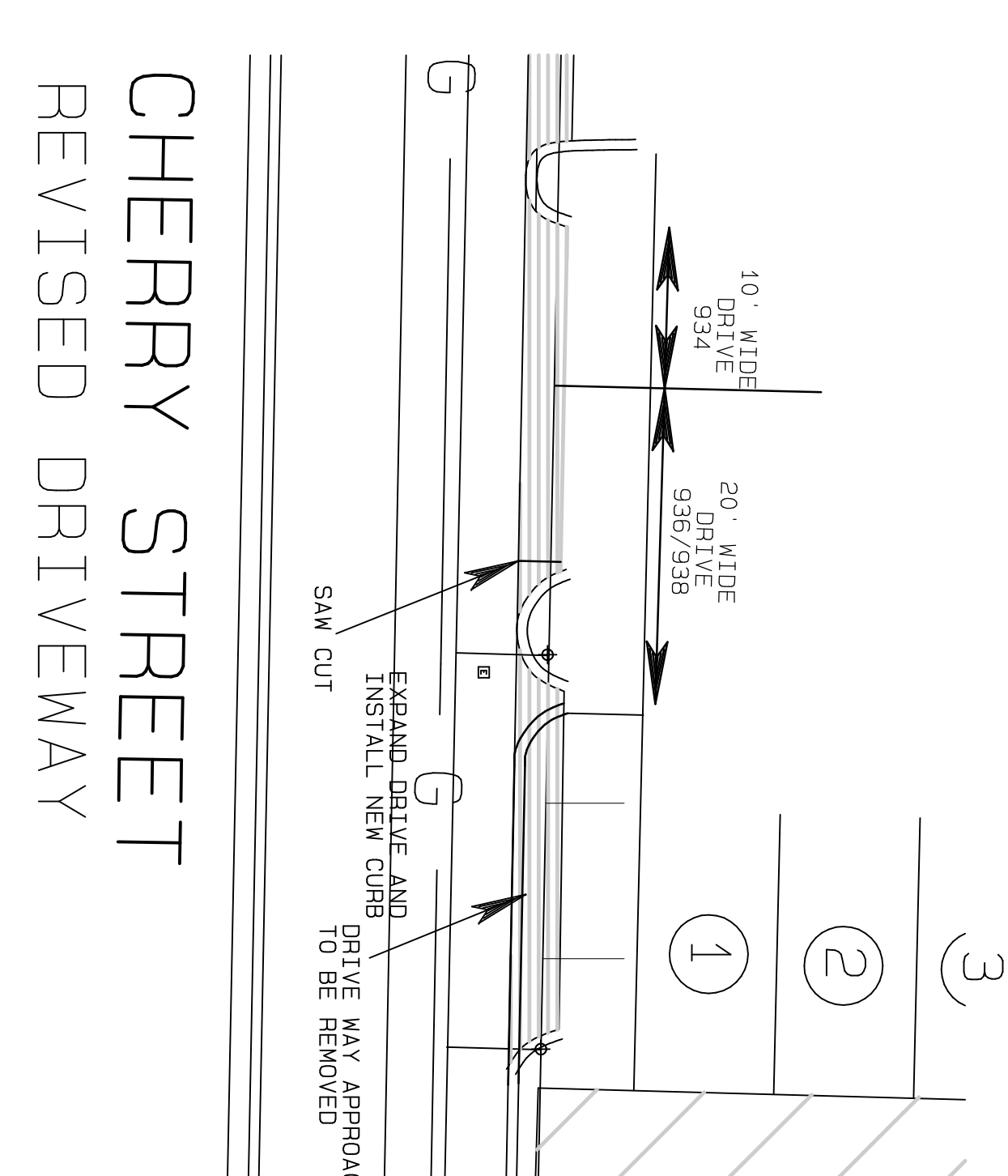
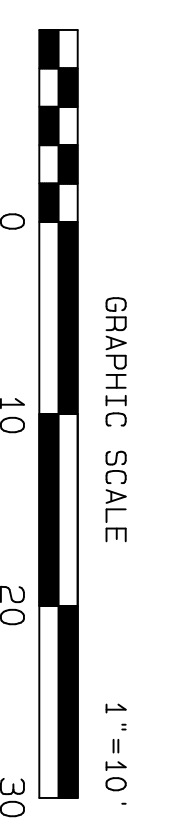
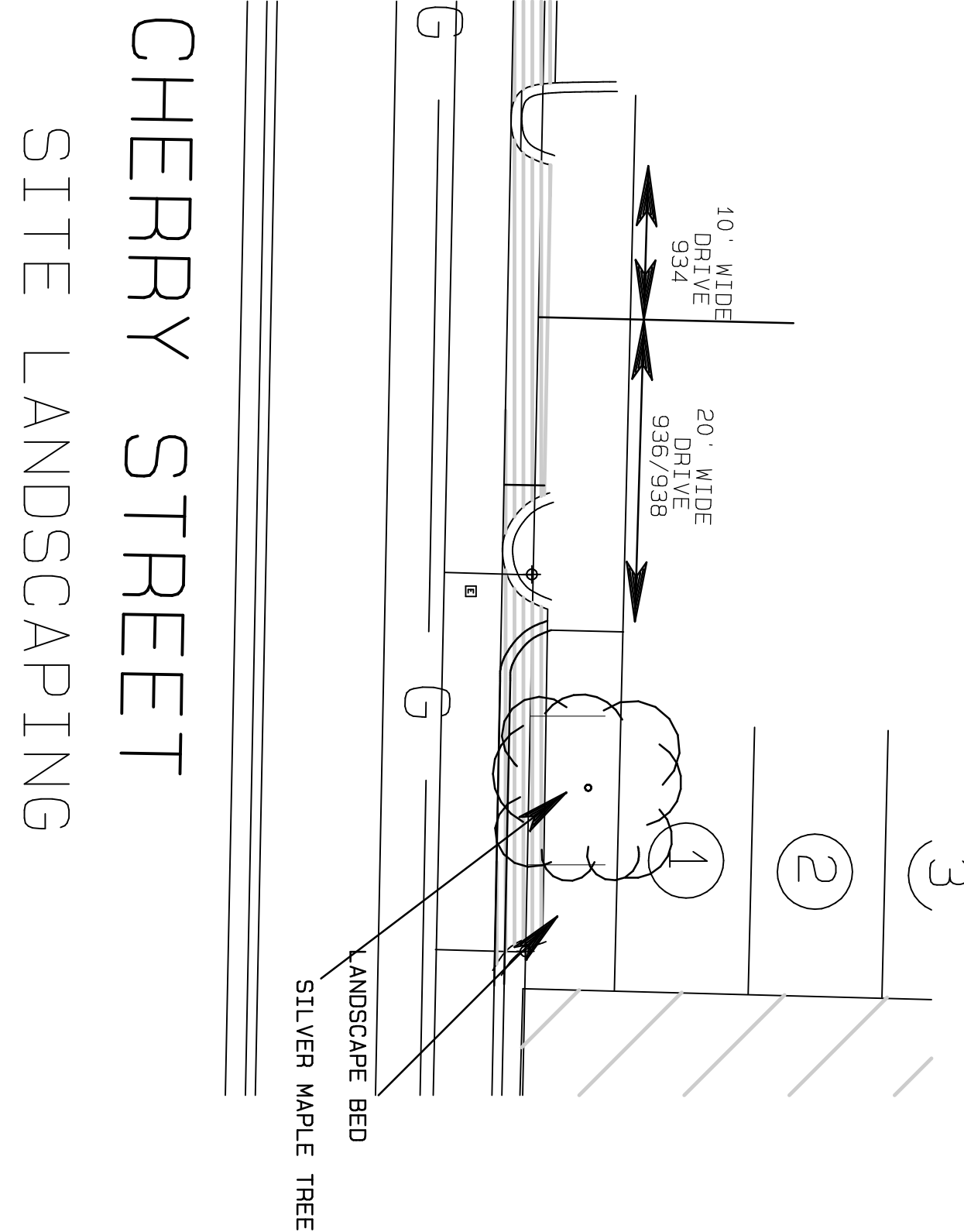
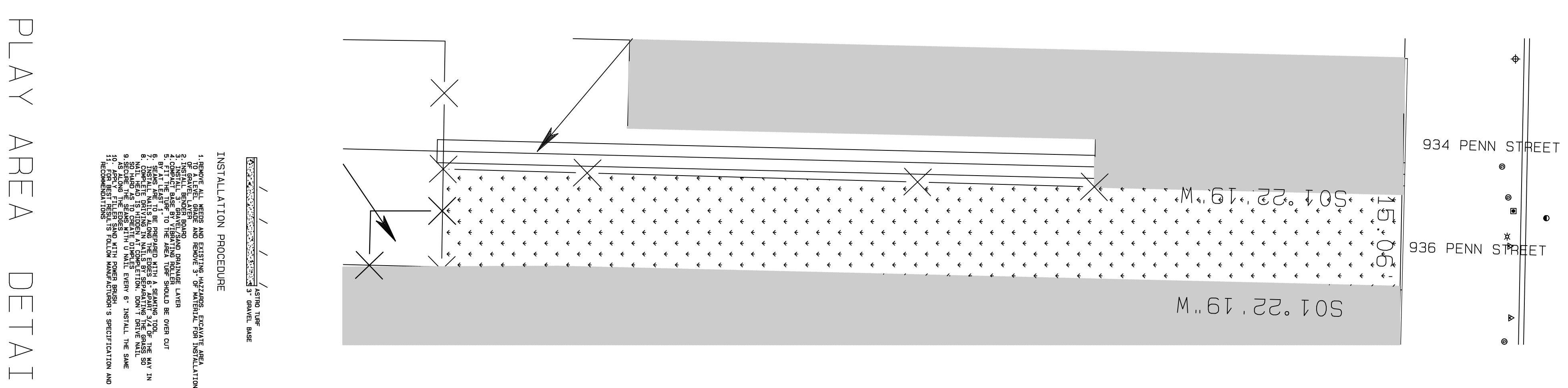


- PARKING NOTES
1. 1 TO 8 ARE RESERVED FOR STAFF
 2. 9 TO 11 ARE FOR VISITORS
 3. HANDICAPPED

MY COMMISSION EXPIRES _____



- INSTALLATION PROCEDURE
1. REMOVE ALL WEEDS AND SOILING MATERIALS FROM INSTALLATION AREA.
 2. PREPARE THE SUBGRADE TO BE SMOOTH AND LEVEL.
 3. INSTALL SAND OR GRAVEL DRAINAGE LAYER.
 4. INSTALL ASTRO TURF OR OTHER PLAY SURFACE.
 5. TRIM THE EDGES TO THE PLAY SURFACE TO BE OVERLAP.
 6. REMOVE ALL DEBRIS AND SOILING MATERIALS FROM THE PLAY AREA.
 7. WATER THE PLAY SURFACE TO SETTLE IT AND TO REMOVE ANY AIR BUBBLES.
 8. REMOVE ALL DEBRIS AND SOILING MATERIALS FROM THE PLAY AREA.
 9. REMOVE ALL DEBRIS AND SOILING MATERIALS FROM THE PLAY AREA.
 10. REMOVE ALL DEBRIS AND SOILING MATERIALS FROM THE PLAY AREA.
 11. REMOVE ALL DEBRIS AND SOILING MATERIALS FROM THE PLAY AREA.



STATUS: LAND DEVELOPMENT PLAN	REVISIONS	SEAL	PREPARED BY:
TITLE: LANDSCAPING PLAN	NO. DATE BY DESCRIPTION		TARSON LLC
PRINCE & PRINCESS DAY CARE CENTER			Corporate Office P.O. BOX 160 DOUGLASSVILLE, PA 19518 PH 484 491 1329
CITY OF READING, BERKS COUNTY, PENNSYLVANIA			<small>© Copyright 2021, TARSON LLC. ALL RIGHTS RESERVED. The drawing of this work is the property of TARSON LLC. Reproduction or modification of this drawing, or any part thereof, is strictly prohibited except by written permission of Tarson LLC. All original and copies of plans, reports, surveys and technical data developed for this project by TARSON LLC or any of its subsidiaries shall be owned by and remain the property of TARSON LLC until final payment for all services rendered on the project are received and TARSON LLC provides written notice of the transfer of ownership.</small>

SCALE: AS NOTED
DATE: 4/06/2021
CADD BY: DHL
CHECKED: DHL

PLAN NUMBER: 121-005
SHEET NUMBER: 2 OF 3