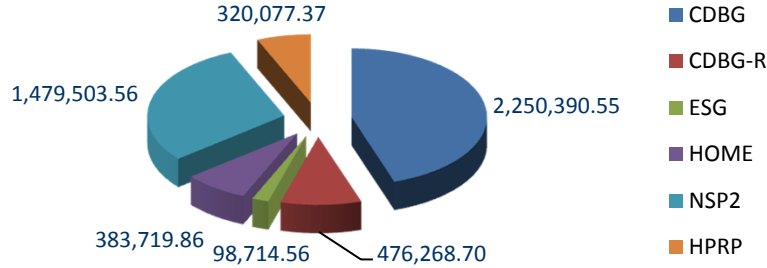


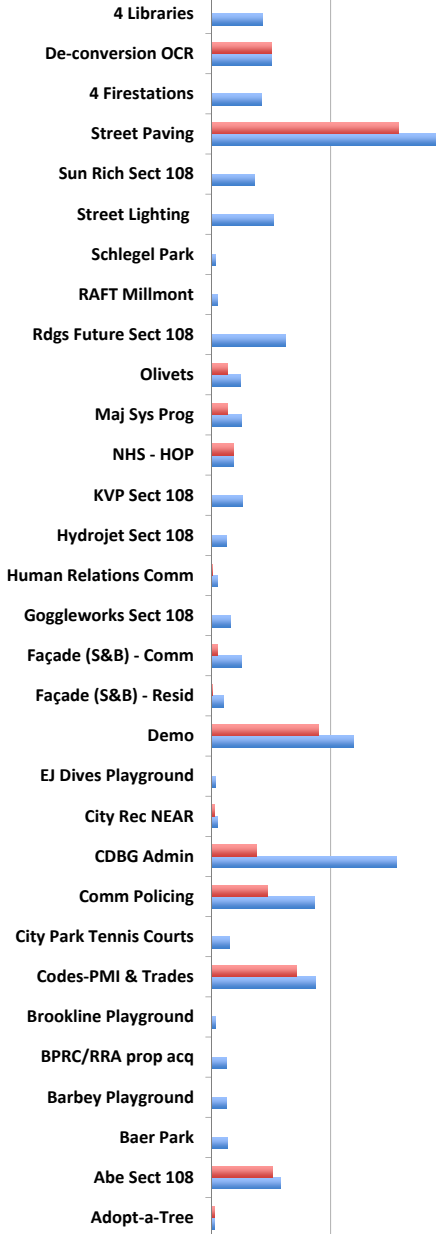
CITY OF READING COMMUNITY DEVELOPMENT

	CDBG	CDBG-R	ESG	HOME	NSP2	HPRP
Funded Amount	4,924,685.24	476,268.70	135,000.00	1,005,000.00	1,479,503.56	324,728.17
Less Expenditures	2,250,390.55	476,268.70	98,714.56	383,719.86	1,479,503.56	320,077.37
Unspent Amount	\$2,674,294.69	\$0.00	\$36,285.44	\$621,280.14	\$0.00	\$4,650.80

EXPENDITURES BY PROGRAM

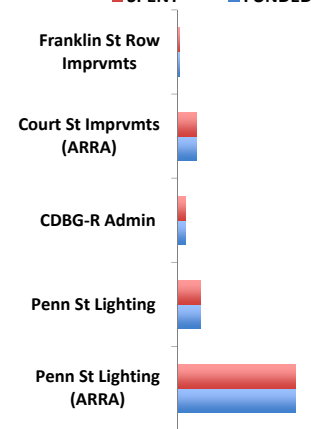


CDBG

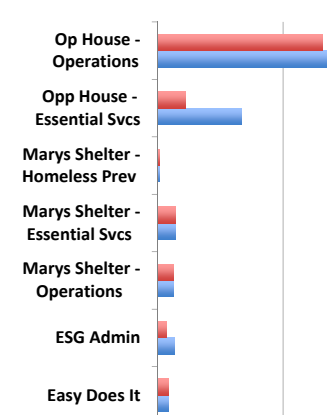


PROJECTS

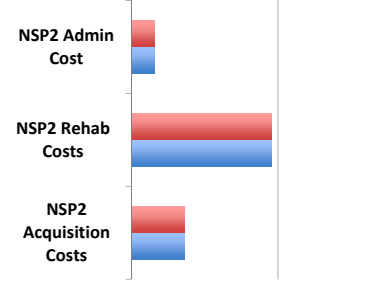
CDBG-R



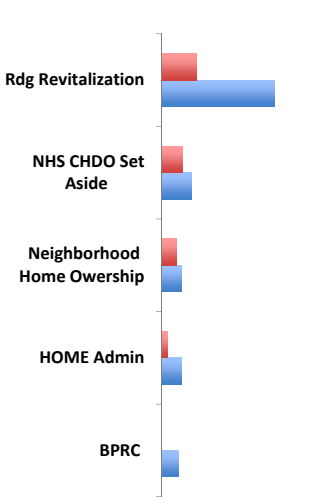
ESG



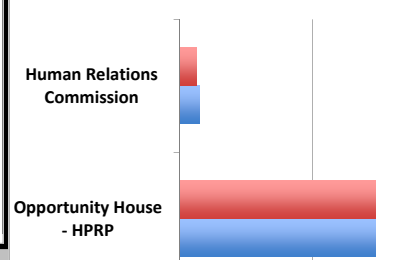
NSP2



HOME



HPRP



CDBG PROJECTS	FUNDED AMOUNT	SPENT AMOUNT	SPENT PROGRAM INCOME	TOTAL SPENT	UNSPENT AMOUNT	REFUNDED TO HUD
Adopt-a-Tree	10,000.00	10,000.00	0.00	10,000.00	0.00	
Abe Sect 108	232,000.00	205,804.50	0.00	205,804.50	26,195.50	
Baer Park	55,000.00				55,000.00	
Barbey Playground	50,000.00				50,000.00	
BPRC/RRA prop acq	50,000.00				50,000.00	
Brookline Playground	15,000.00				15,000.00	
Codes-PMI & Trades	350,000.00	164,128.08	122,087.96	286,216.04	63,783.96	
City Park Tennis Courts	60,000.00				60,000.00	
Comm Policing	344,000.00	141,200.45	46,920.23	188,120.68	155,879.32	
CDBG Admin	620,000.00	150,543.54	101.20	150,644.74	469,355.26	
City Rec NEAR	21,000.00	10,285.13	0.00	10,285.13	10,714.87	
EJ Dives Playground	15,000.00				15,000.00	
Demo	475,000.00	343,454.77	14,013.83	357,468.60	117,531.40	
Façade (S&B) - Resid	40,000.00	0.00	5,450.00	5,450.00	34,550.00	
Façade (S&B) - Comm	100,000.00	20,000.00	0.00	20,000.00	80,000.00	
Goggleworks Sect 108	65,000.00				65,000.00	
Human Relations Comm	21,000.00	5,208.36	0.00	5,208.36	15,791.64	
Hydrojet Sect 108	51,000.00				51,000.00	
KVP Sect 108	103,000.00				103,000.00	
NHS - HOP	75,000.00	75,000.00	0.00	75,000.00	0.00	
Maj Sys Prog	102,368.49	54,275.32	0.00	54,275.32	48,093.17	
Olivets	96,100.00	27,949.08	25,166.51	53,115.59	42,984.41	
Rdgs Future Sect 108	247,000.00				247,000.00	
RAFT Millmont	19,100.00				19,100.00	
Schlegel Park	15,000.00				15,000.00	
Street Lighting	208,000.00				208,000.00	
Sun Rich Sect 108	144,000.00				144,000.00	
Street Paving	800,000.00	626,224.84	0.00	626,224.84	173,775.16	
4 Firestations	168,540.00				168,540.00	
De-conversion OCR	202,576.75	202,576.75		202,576.75	0.00	
4 Libraries	170,000.00				170,000.00	
CDBG TOTALS	\$4,924,685.24	\$2,036,650.82	\$213,739.73	\$2,250,390.55	\$2,674,294.69	

CDBG-R PROJECTS	FUNDED AMOUNT	SPENT AMOUNT	SPENT FROM PROGRAM INCOME	TOTAL SPENT	BALANCE	REFUNDED TO HUD
Penn St Lighting (ARRA)	328,590.00	328,590.00		328,590.00	0.00	
Penn St Lighting	63,410.00	63,410.00		63,410.00	0.00	
CDBG-R Admin	23,464.86	23,464.86		23,464.86	0.00	
Court St Imprvmts (ARRA)	54,295.84	54,295.84		54,295.84	0.00	
Franklin St Row Imprvmts	6,508.00	6,508.00		6,508.00	0.00	
CDBG-R TOTALS	\$476,268.70	\$476,268.70		\$476,268.70	\$0.00	

ESG PROJECTS	FUNDED AMOUNT	SPENT AMOUNT	SPENT FROM PROGRAM INCOME	TOTAL SPENT	BALANCE	REFUNDED TO HUD
Easy Does It	4,250.00	4,250.00		4,250.00	0.00	
ESG Admin	6,750.00	3,576.00		3,576.00	3,174.00	
Marys Shelter - Operations	6,200.00	6,200.00		6,200.00	0.00	
Marys Shelter - Essential Svcs	7,000.00	7,000.00		7,000.00	0.00	
Marys Shelter - Homeless Pre	800.00	800.00		800.00	0.00	
Opp House - Essential Svcs	33,500.00	11,180.01		11,180.01	22,319.99	
Op House - Operations	76,500.00	65,708.55		65,708.55	10,791.45	
ESG TOTALS	\$135,000.00	\$98,714.56	\$0.00	\$98,714.56	\$36,285.44	\$0.00

HOME PROJECTS	FUNDED AMOUNT	SPENT AMOUNT	SPENT FROM PROGRAM INCOME	TOTAL SPENT	BALANCE	REFUNDED TO HUD
BPRC	83,000.00	0.00		0.00	83,000.00	
HOME Admin	100,000.00	29,210.79		29,210.79	70,789.21	
Neighborhood Home Owersh	100,000.00	75,110.26		75,110.26	24,889.74	
NHS CHDO Set Aside	150,000.00	103,571.00		103,571.00	46,429.00	
Rdg Revitalization	572,000.00	175,827.81		175,827.81	396,172.19	
HOME TOTALS	\$1,005,000.00	\$383,719.86		\$383,719.86	621,280.14	\$0.00

NSP2 PROJECTS	FUNDED AMOUNT	SPENT AMOUNT	SPENT FROM PROGRAM INCOME	TOTAL SPENT	BALANCE	REFUNDED TO HUD
NSP2 Acquisition Costs	364,036.41	364,036.41		364,036.41	0.00	
NSP2 Rehab Costs	956,131.73	956,131.73		956,131.73	0.00	
NSP2 Admin Cost	159,335.42	159,335.42		159,335.42	0.00	
	1,479,503.56	1,479,503.56		1,479,503.56	0.00	

HPRP PROJECTS	FUNDED AMOUNT	SPENT AMOUNT	SPENT FROM PROGRAM INCOME	TOTAL SPENT	BALANCE	REFUNDED TO HUD
Opportunity House - HPRP	294,728.17	294,728.17		294,728.17	0.00	
Human Relations Commission	30,000.00	25,349.20		25,349.20	4,650.80	
	\$324,728.17	\$320,077.37		\$320,077.37	\$4,650.80	

EZ FRED		29,880.39			0.00	29,880.39
UDAG		209,879.98			0.00	209,879.98